



**2022-30
STATEWIDE
STRATEGIC AGENDA
UPDATE**

**Association of
Independent Kentucky
Colleges and Universities**

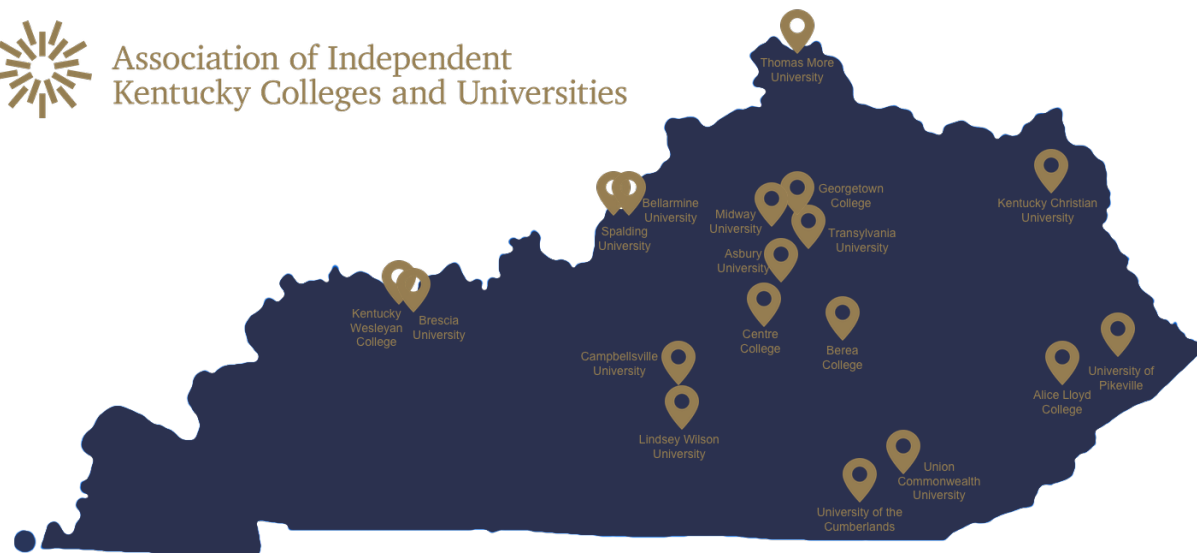


AIKCU Overview

**18 private,
nonprofit
colleges and
universities**



Association of Independent
Kentucky Colleges and Universities



Alice Lloyd College • Asbury University • Bellarmine University • Berea College • Brescia University
Campbellsville University • Centre College • Georgetown College • Kentucky Christian University
Kentucky Wesleyan College • Lindsey Wilson University • Midway University • Spalding University
Thomas More University • Transylvania University • Union Commonwealth University
University of Pikeville • University of the Cumberlands

AIKCU Overview

18 AIKCU colleges and universities accredited by SACSCOC, governed by independent boards, licensed by CPE, and integrated in strategic agenda and CPE data collections.

Diverse, mission-driven institutions located throughout the Commonwealth: national liberal arts colleges, faith-based institutions, work colleges, comprehensive universities. Enrollments range from 600 to 25,000.

Offer credentials ranging from workforce certificates to PhDs and professional programs in high-demand fields.

\$2 billion economic impact in the Commonwealth. 8,000+ faculty and staff.

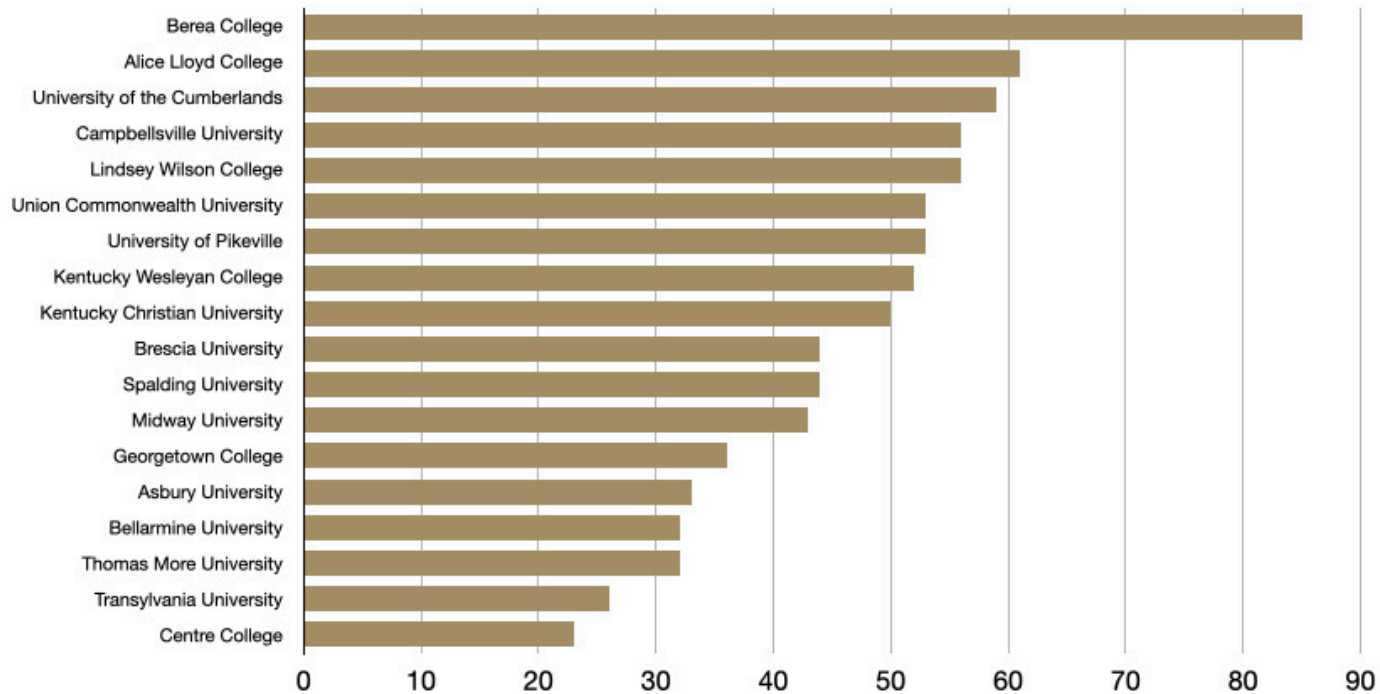
AIKCU'S KEY STRATEGIES ON AFFORDABILITY



- Generous institutional aid (\$430M+ in FY24), combined with federal and state aid programs are critical to affordability. 97% of FTFT, degree-seeking undergraduates receive financial aid. 48% of undergrads received Pell in FY24.
- Median published tuition and fees = \$32,180 (about 23% lower than national private college average).
- Moderate median federal student loan debt: \$23,639. 55% of undergrads take federal loans.
- Graduation in 4 years.

AIKCU'S KEY STRATEGIES ON AFFORDABILITY

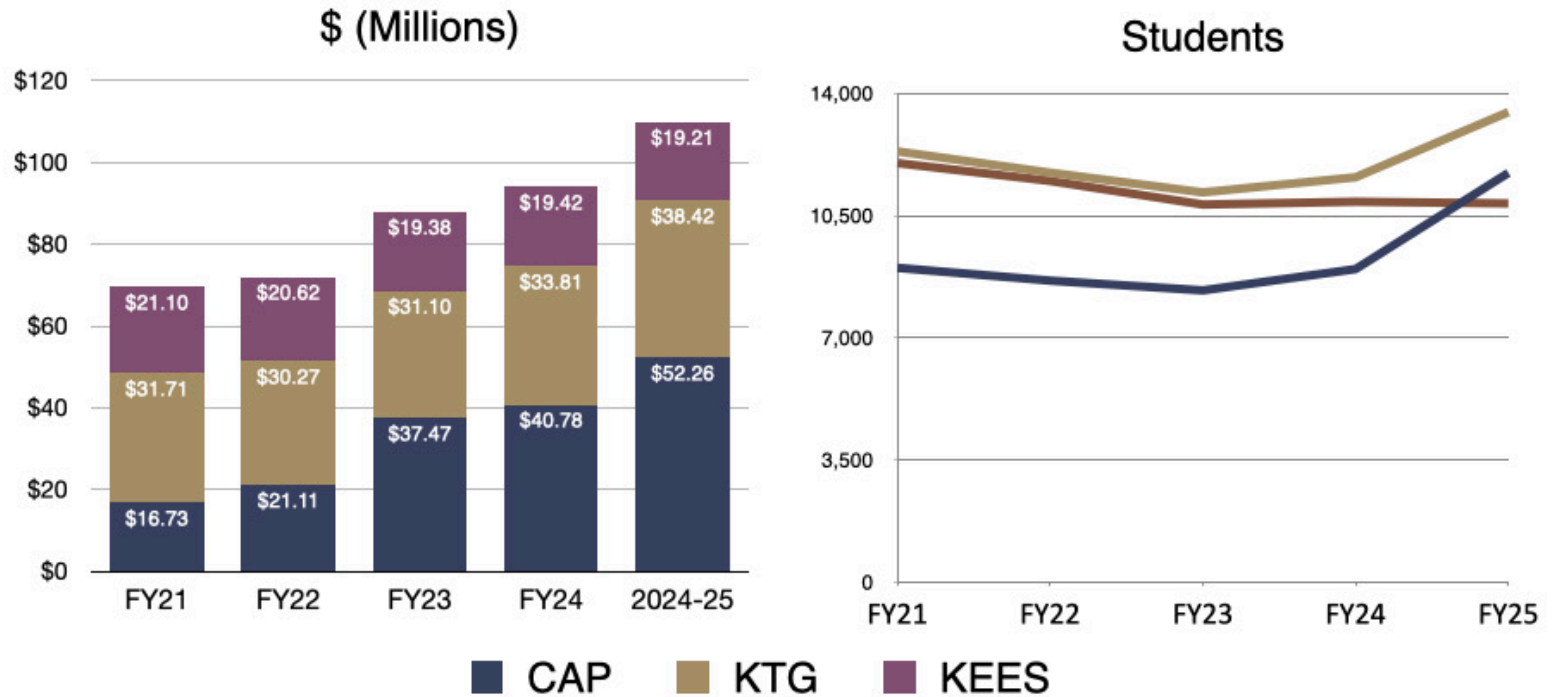
Percent of FTFT students receiving Pell Grants at Kentucky 4-year institutions, 2023-24



Source: IPEDS

AIKCU'S KEY STRATEGIES ON AFFORDABILITY

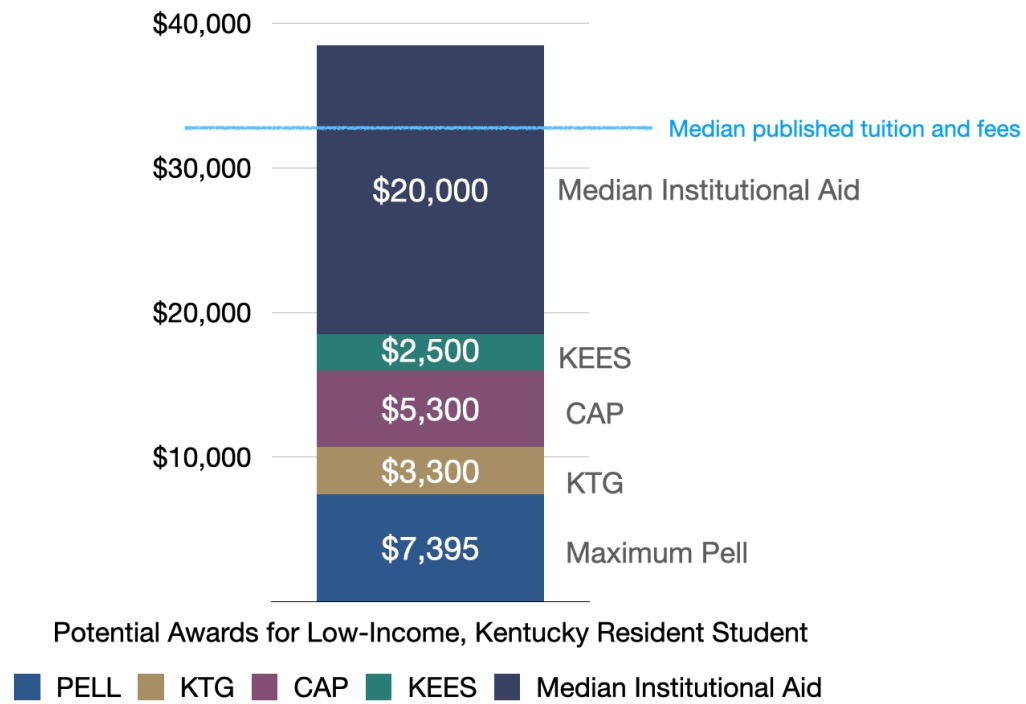
Lottery-funded “Big 3” Student Aid to AIKCU Students, FY21-FY25



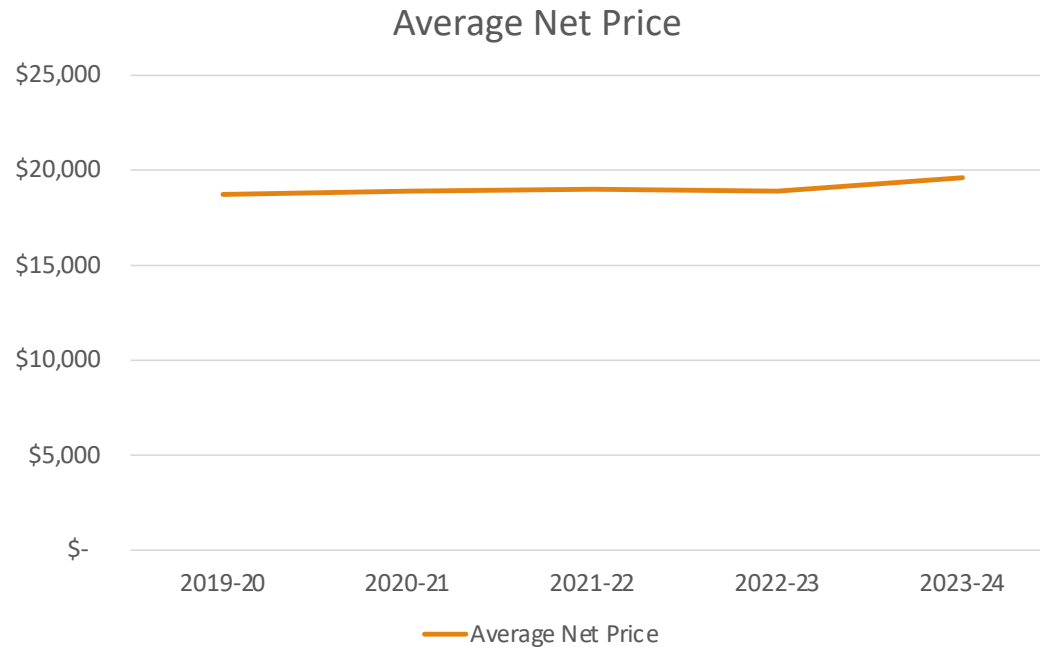
Source: KHEAA

AIKCU'S KEY STRATEGIES ON AFFORDABILITY

Student aid is key to affordability



AIKCU'S KEY STRATEGIES ON AFFORDABILITY

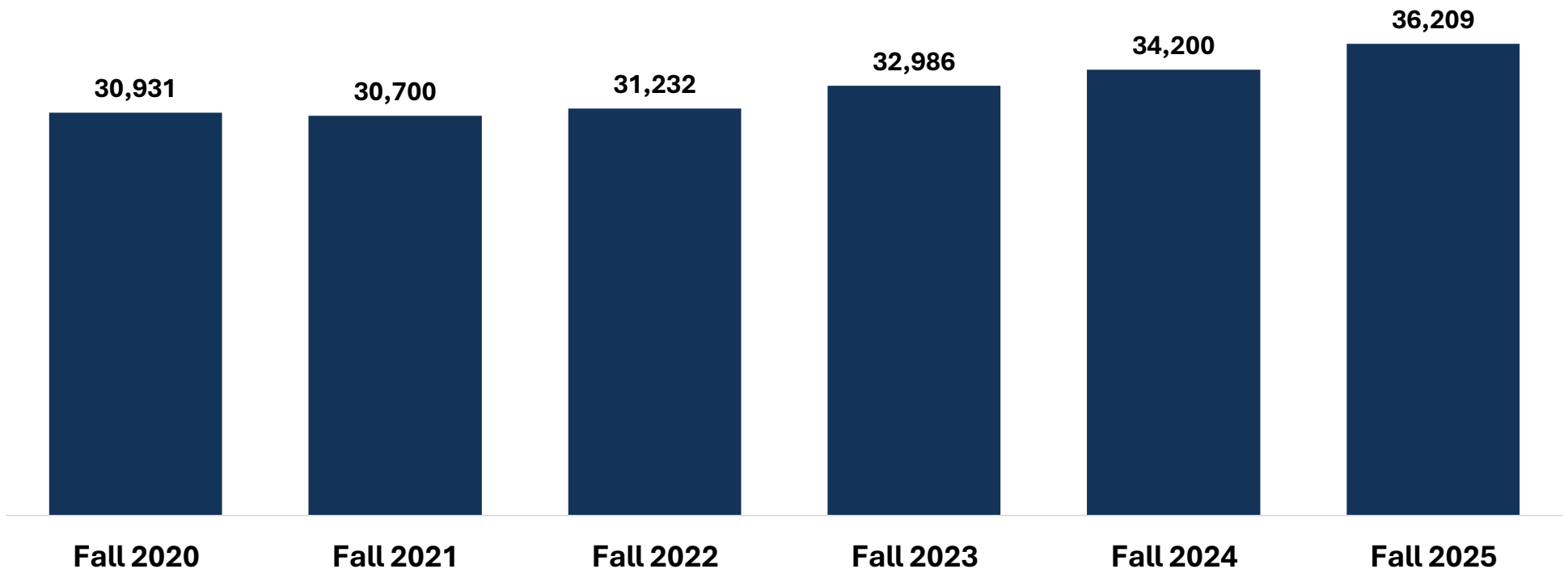


AIKCU average net price (shown in current \$) has remained relatively constant, despite inflationary pressures

Source: IPEDS

KEY PERFORMANCE INDICATORS – TRANSITIONS

Undergraduate Enrollment: Total unduplicated number of students who enroll in an undergraduate program offered by AIKCU colleges or universities in an academic year, either full-time or part-time.



**State Target: CPE previously set a statewide goal of 222,000 by 2030. As of Fall 2025, total enrollment surpassed 227,000 and the goal is being revised.*

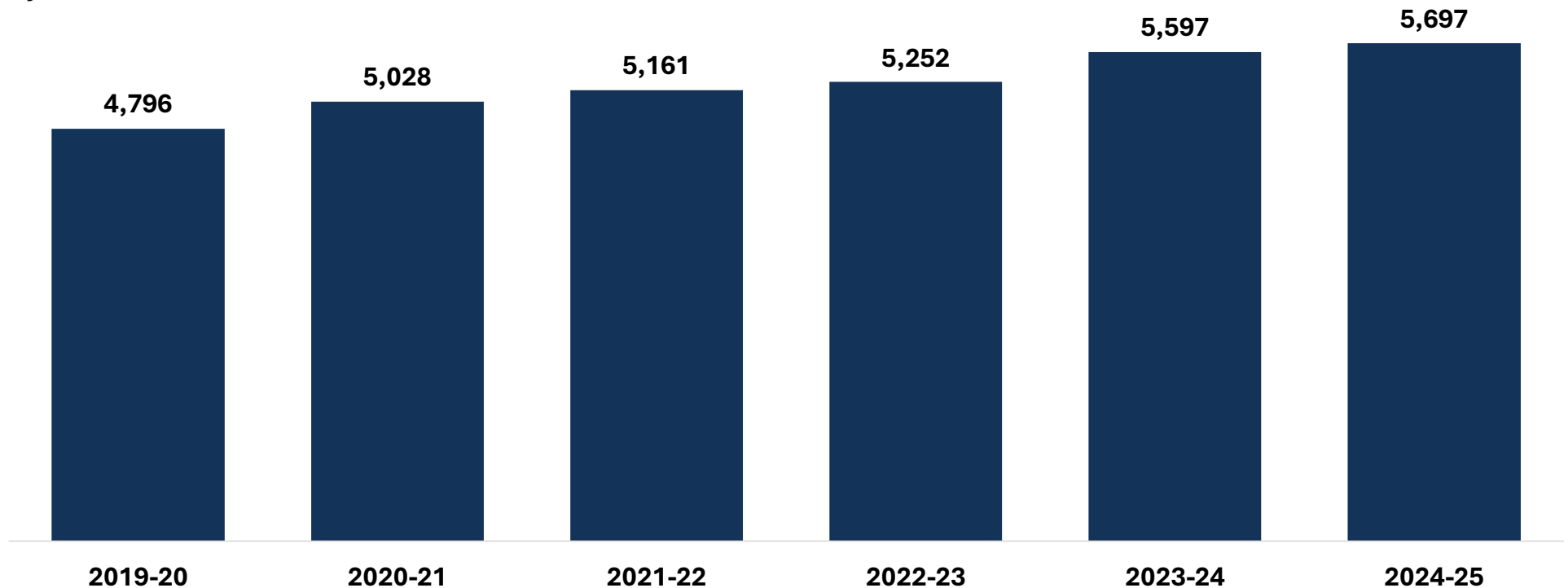
AIKCU'S KEY STRATEGIES ON TRANSITIONS



- Partnerships: K12, local communities, employers, KCTCS
- Leaning into mission: increasing numbers of first generation and Pell-eligible students
- Engaging adult learners: 25% of AIKCU bachelor's degrees awarded last year to students age 25-49
- Innovation, flexible pathways and delivery models – for returning adults and increasingly, traditional age students
 - Opportunity: 3-year degree models

KEY PERFORMANCE INDICATORS -- SUCCESS

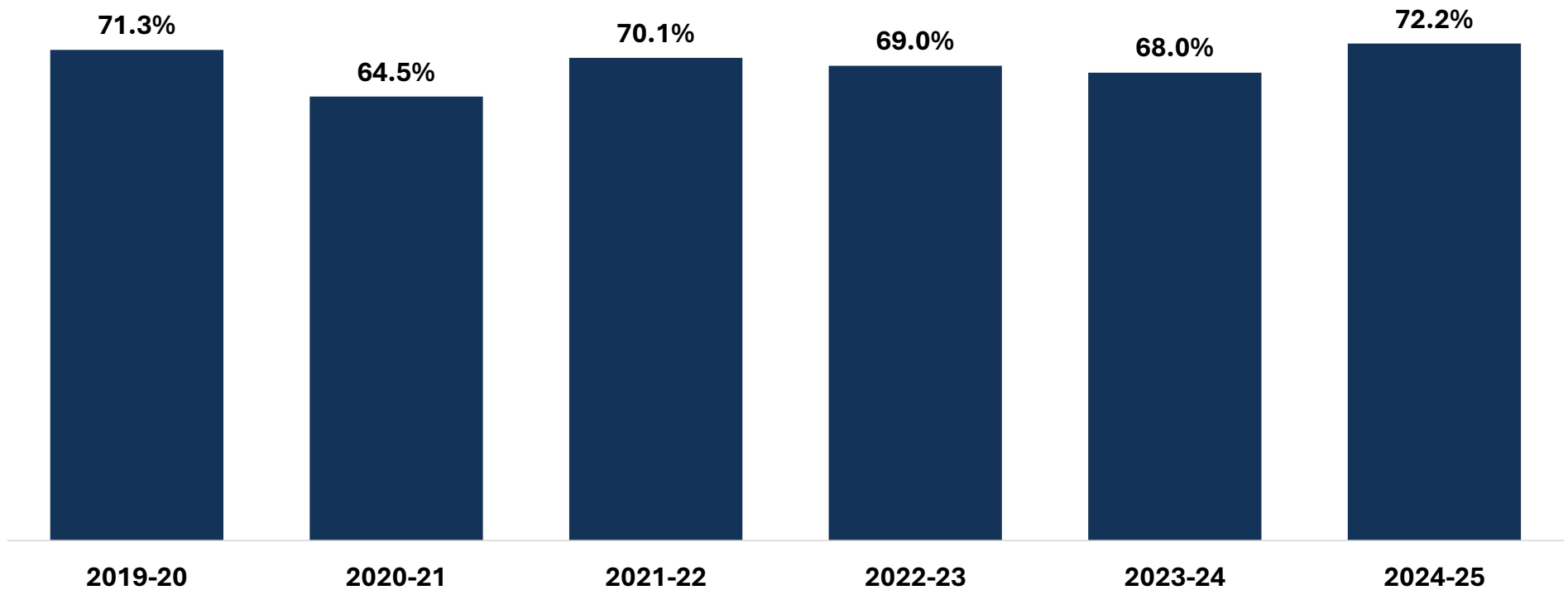
Undergraduate Degrees & Credentials: Number of **baccalaureate** degrees awarded in an academic year.



***State Target:** To increase Kentucky's bachelor's attainment to the national average (~26% of the working age population by 2030), Kentucky will need 158,000 new degrees by 2030 (raising average annual production by about 4,000).

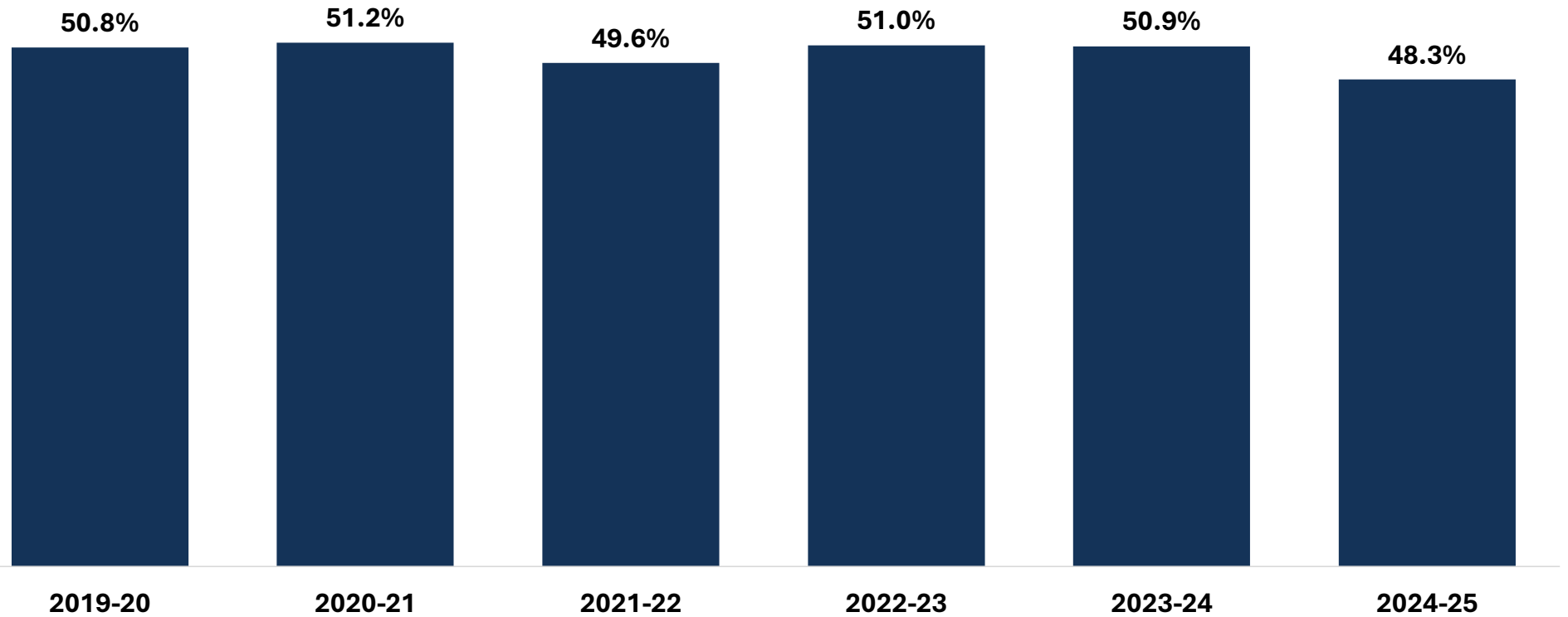
KEY PERFORMANCE INDICATORS -- SUCCESS

Retention Rate: Percentage of first-time, degree- or credential-seeking students enrolled in the summer or fall of their first year who are still enrolled at the same institution the following fall.



KEY PERFORMANCE INDICATORS -- SUCCESS

150% Graduation Rate: Percentage of first-time, full-time degree-seeking students who receive an undergraduate degree within 6 years



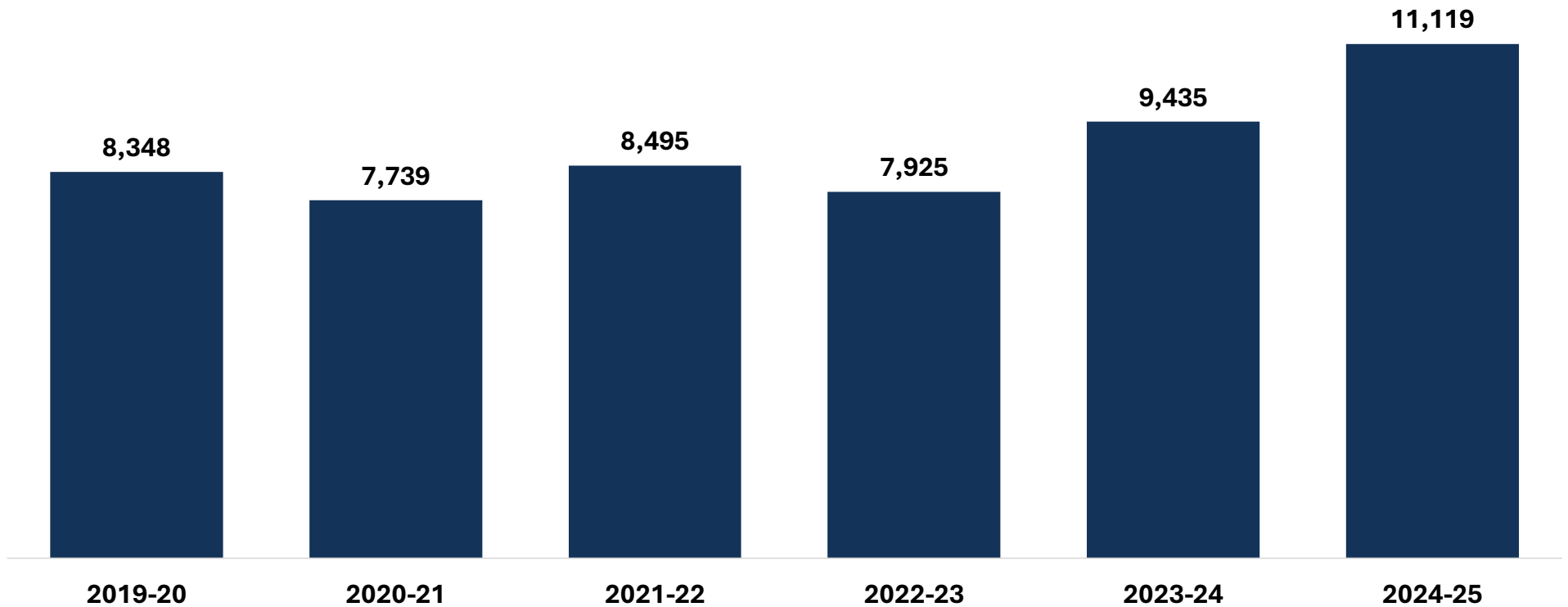
AIKCU'S KEY STRATEGIES ON SUCCESS



- Investments in student success strategies and supports: advising; career services; programs for first generation students, veterans, and other groups; financial wellness; basic needs; mental health
- Focus on high-impact educational practices
- Connecting education to outcomes through career advising, internships, and work-based learning opportunities

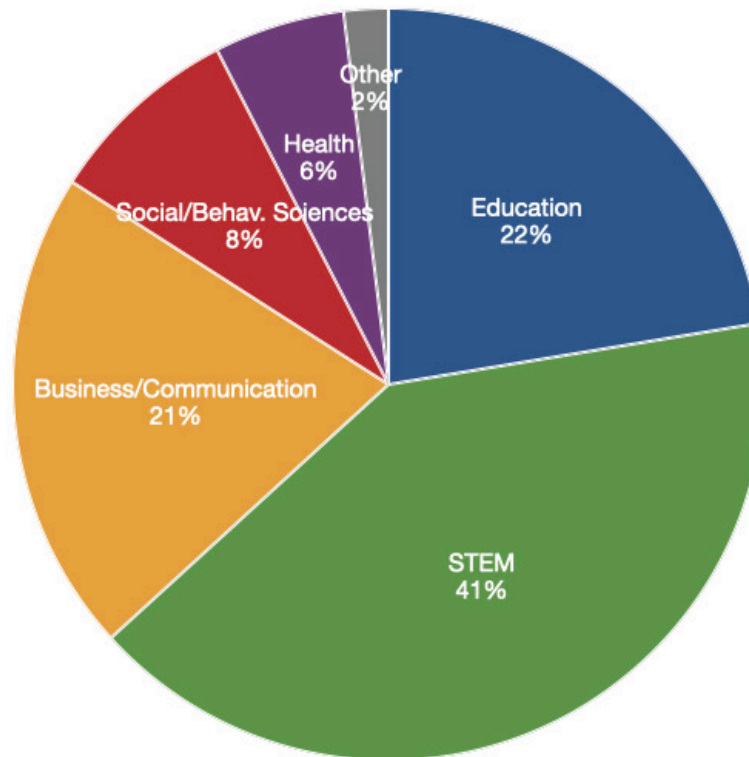
KEY PERFORMANCE INDICATORS – TALENT

Graduate and Professional Degrees: Total number of graduate/professional degrees awarded in an academic year.



KEY PERFORMANCE INDICATORS – TALENT

Graduate and Professional Degrees: AIKCU graduate/professional degrees by area, 2024-25



Source: CPE Database

AIKCU'S KEY STRATEGIES ON TALENT



- 14/18 AIKCU member institutions offer graduate/professional programs
- Overall AIKCU degree production increased 124% in last decade, while graduate/professional degree output tripled
- Programs aligned with workforce and regional demands (especially healthcare, education, technology) at undergraduate and graduate level
- Partnerships with employers, the Commonwealth, other higher ed institutions to develop and retain talent in Kentucky

AIKCU'S KEY STRATEGIES ON VALUE



- As tuition-dependent, mission-driven, and relationship-centered institutions, everything is about the value proposition.
- Keep costs manageable for students and families.
- Maintain high quality, relationship-centered education that emphasizes lifelong essential skills of critical thinking, problem solving, communication, adaptability, and teamwork, while also preparing for and helping students launch careers.
- Improve communication around ROI and value proposition to students and families.

