

BY THE NUMBERS

KENTUCKY PRIVATE NONPROFIT COLLEGES

18 diverse colleges & universities



38,000 total students

1 in 5 Kentucky bachelor's degrees

8,000 degrees & credentials annually

4 years the average time it takes to complete a degree. 3 out of 4 first-time, full-time students who graduate from the private college where they started do so in 4 years. (The sector graduation rate is 50%, with colleges ranging from around 30% to 85%.)

99% of first-time full-time students receive grants and scholarships (86% of all undergraduates do).

\$285 million in grants and scholarships are provided by the institutions themselves each year

43% of all undergraduates receive Pell Grants (family incomes <\$40,000). 50% of first-time full-time students qualify for Pell.

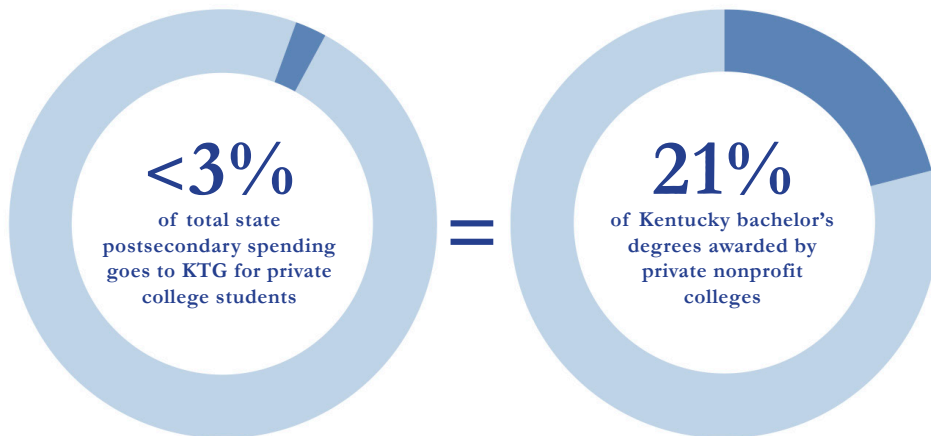
10,000 Kentucky residents rely on the \$27 million in Kentucky Tuition Grants (KTG) awarded to AIKCU students.

\$5,714 Kentucky's investment in Kentucky Tuition Grants per bachelor's degree

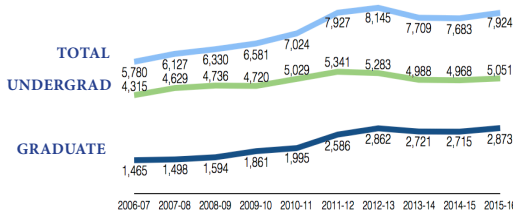
\$700 million annual economic impact in Kentucky

6,800 total employees

\$28 million median endowment



Degree growth over past decade

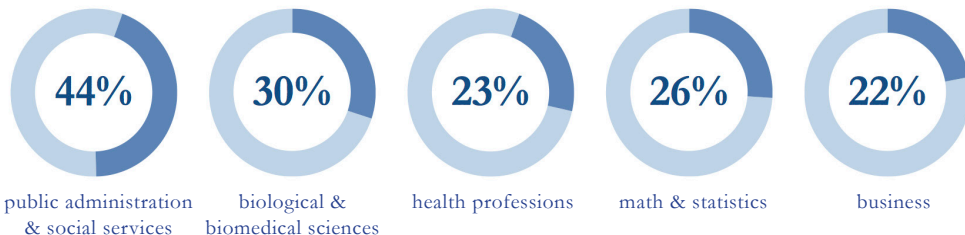


Offer more than 1,000 program options, from certificate to Ph.D.

Most popular bachelor's degrees:

1. Business
2. Health professions
3. Public administration & social services
4. Psychology

Share of Kentucky bachelor's degrees in select fields awarded by private colleges, 2014-15



Association of Independent Kentucky Colleges & Universities